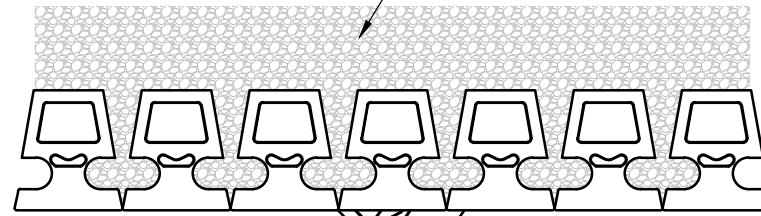
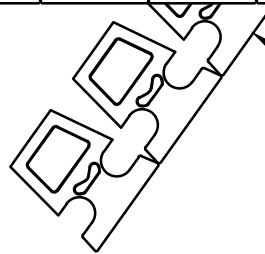


FREE-DRAINING AGGREGATE TO SPAN 10 FT. ALONG THE WALL FACE AND TO THE BACK OF THE REINFORCED ZONE




UPPER WALL



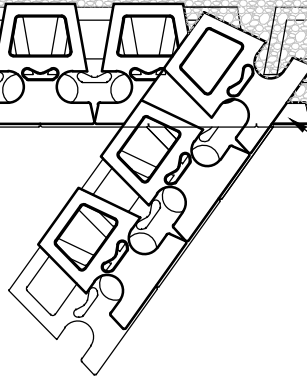
CUT BLOCK AS NEEDED TO MAINTAIN PATTERN

LOWER WALL

FIRST COURSE



UPPER WALL



AFFIX PARTIAL UNITS WITH CONSTRUCTION-GRADE ADHESIVE (TYP.)

LOWER WALL

SECOND COURSE



© 2015 Anchor Wall Engineering, LLC
 © and ™ Anchor Wall Systems, Inc.
www.anchorwall.com

This drawing is for illustrative purposes only and should not be used for construction without the signature of a registered professional engineer.

Vertica Pro® Straight Face Retaining Wall System

Typical Terraced Wall Connection Detail

Scale:
3/8" = 1'-0"

Drawn by:
LM

Date:

Drawing number:
VPST13