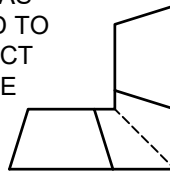
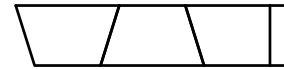


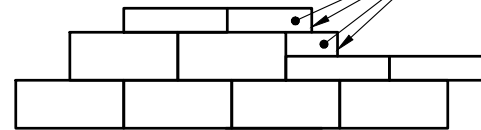
SAW CUT AS
REQUIRED TO
CONSTRUCT
90 DEGREE
MITERED
CORNER



TOP



SPLIT FACE
AND END



WALL FACE

1. ALWAYS START CAPPING WALL FROM THE LOWEST ELEVATION.
2. LAYOUT CAPS PRIOR TO USING ADHESIVE.
3. CUT CAPS TO FIT. VARIOUS COMBINATIONS OF LONG AND SHORT CAP FACES WILL BE NECESSARY FOR RADII GREATER THAN THE MINIMUM.
4. ALTERNATE SHORT AND LONG CAP FACES EVERY OTHER CAP TO ACHIEVE A STRAIGHT ROW OF CAPS.
5. USE EXTERIOR-GRADE CONSTRUCTION ADHESIVE TO SECURE CAPS.



This drawing is for illustrative purposes only and should not be used for construction without the signature of a registered professional engineer.

www.anchordiamond.com

© 2026 ANCHOR Engineering, LLC®
and © 2026 ANCHOR DIAMOND Group. All rights reserved

Vertica® Retaining Wall System TYPICAL CAPPING DETAILS

Scale:	NONE	Drawn by:	MAH
Date:	6/3/2026	Drawing number:	VT01