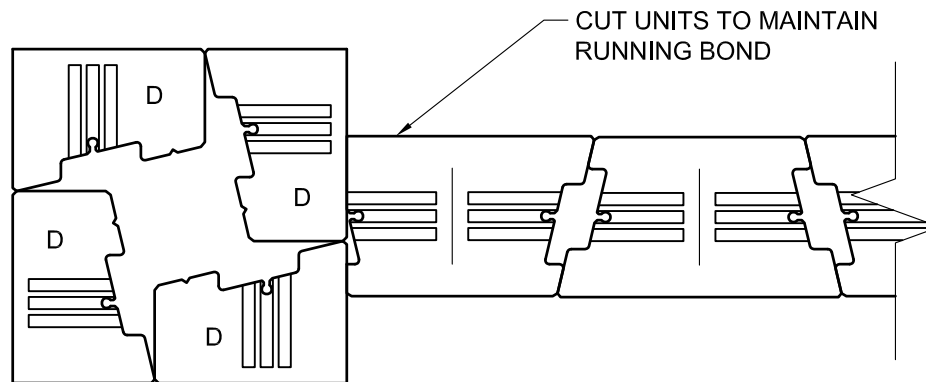
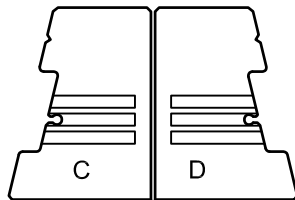
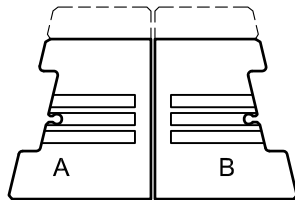


COURSE A



COURSE B

**NOTES:**

1. ALTERNATE COURSES A AND B UNTIL DESIRED COLUMN HEIGHT IS REACHED.
2. WALL UNIT PATTERN MAY VARY
3. AFFIX ALL PARTIAL UNITS WITH A CONCRETE ADHESIVE



© 2017 Anchor Wall Engineering, LLC  
 © and ™ Anchor Wall Systems, Inc.  
[www.anchorwall.com](http://www.anchorwall.com)

This drawing is for illustrative purposes only and should not be used for construction without the signature of a registered professional engineer.

**Sterling™ Freestanding Wall System**

**Column End Construction**

Scale:  
1" = 1'-0"

Drawn by:  
SB

Date:  
2/2/2018

Drawing number:  
SRFS09