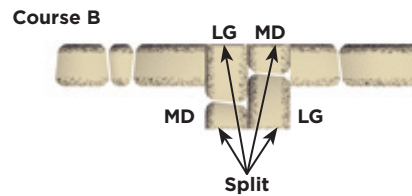
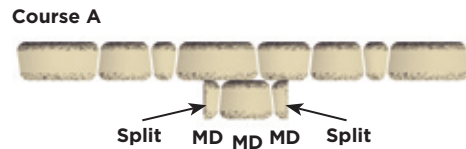


Small Columns

MULTIPIECE SYSTEM INSTALLATION GUIDELINES

SMALL COLUMNS IN WALL

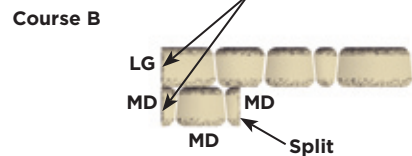
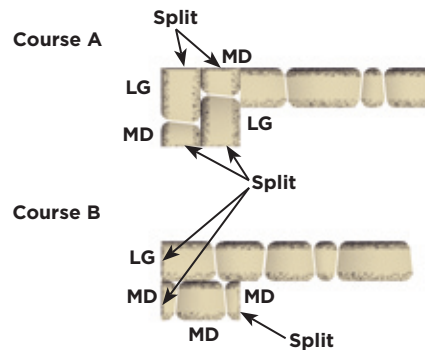

There are times when a column of a different size is needed. To build a smaller column in the running wall, you will need to split* a medium stretcher unit for the first course. Split the unit so that the pieces, combined with another medium unit, equal 18 inches. Place the units parallel to the wall on the prepared leveling pad. For the next courses, split a large stretcher unit and a medium stretcher unit so that they equal 18 inches. Split a second set of large and medium units to make a second 18-inch section. Insert these units perpendicular to the wall as shown. Glue all courses. Round the split ends with a hammer and chisel.



SMALL COLUMN AT END OF WALL

To build a smaller column at the end of a running freestanding wall, you will need to split* four stretcher units for the first course. Split a large and medium unit so they equal 18 inches. Split a second set of units to make a second 18-inch section. Insert the unit sets perpendicular to the wall on the prepared leveling pad.

For the next course, center a medium stretcher unit over the base units as shown. Split another unit to maintain a staggered bond. Round the split ends with a hammer and chisel. Glue all units in the column with a concrete adhesive.



**To split a block, use a hydraulic splitter or split manually by using a hammer and chisel to score the block on all sides. Pound the chisel on the same line until the block splits. If partial unit sides are not exposed, use a circular cut-off saw with a masonry blade to achieve a tighter fit.*

© 2012 Anchor Wall Systems, Inc. Anchor™ retaining wall systems are manufactured under license from Anchor Wall Systems, Inc. (AWS). The "Anchor Build Something Beautiful" logo is a trademark of AWS. The wall system blocks are covered by the AWS Limited Warranty. For a complete copy, visit your local dealer or see anchorwall.com. All rights reserved.

Anchor Wall Systems, Inc., 5959 Baker Road, Suite 390, Minnetonka, MN 55345.
A&B0925 72.3337.2 02/12 4023