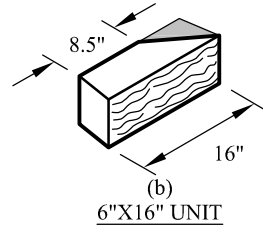
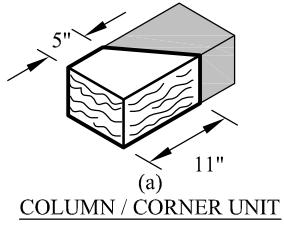
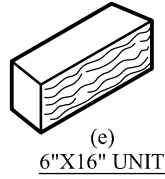
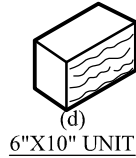


MODIFIED UNITS

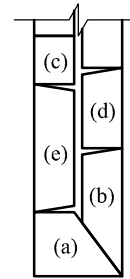


UNMODIFIED UNITS

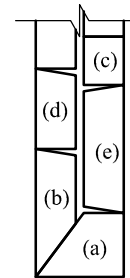
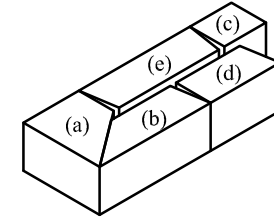


NOTES:

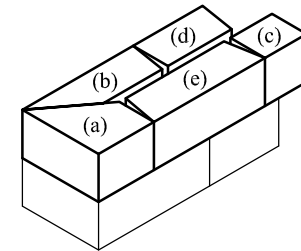
1. REPEAT COURSES A AND B UNTIL FULL HEIGHT OF WALL HAS BEEN REACHED.
2. AFFIX ALL UNITS WITH CONSTRUCTION-GRADE ADHESIVE.
3. CAPS NOT SHOWN FOR CLARITY.
4. CONSTRUCT BASE USING BASE BLOCKS.



COURSE A



COURSE B



Anchor Wall Systems, Inc.
5959 Baker Road, Suite 390
Minnetonka, MN 55345

© 2013 Anchor Wall Systems, Inc.
® and ™ Anchor Wall Systems, Inc.

Drawn By: SB
Date: 12/2/2013
Scale: 1/2" = 1'-0"

Drawing Title:
Matiz™ 6" Multipiece Freestanding Wall System
End of Wall Without Column -- Mitered Unit

Typical Details For
Segmental Freestanding Walls