
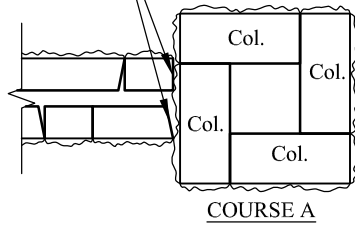


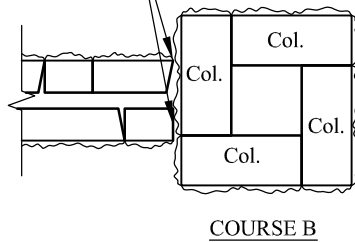
SAW-CUT AND SHAPE
UNITS AS NEEDED TO FIT



SHAPE UNIT USING
GRINDER OR SAW TO
ABUT ADJACENT UNITS.

UNIT-SHAPING DETAIL

SAW-CUT AND SHAPE
UNITS AS NEEDED TO FIT



NOTES:

1. ALTERNATE COURSES A AND B UNTIL DESIRED COLUMN HEIGHT IS REACHED.
2. WALLS DO NOT TIE INTO COLUMN.
3. AFFIX ALL UNITS WITH CONSTRUCTION-GRADE ADHESIVE.



Anchor Wall Systems, Inc.
5959 Baker Road, Suite 390
Minnetonka, MN 55345

© 2013 Anchor Wall Systems, Inc.
® and ™ Anchor Wall Systems, Inc.

Drawn By:
SB

Date:
12/2/2013

Scale:
1/2" = 1'-0"

Drawing Title:
Matiz™ 6" Multipiece Freestanding Wall System
Column at End of Wall

Typical Details For
Segmental Freestanding Walls