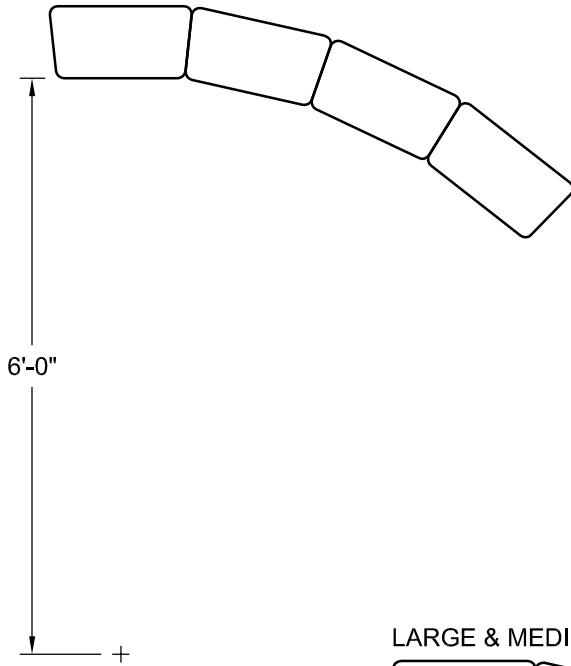
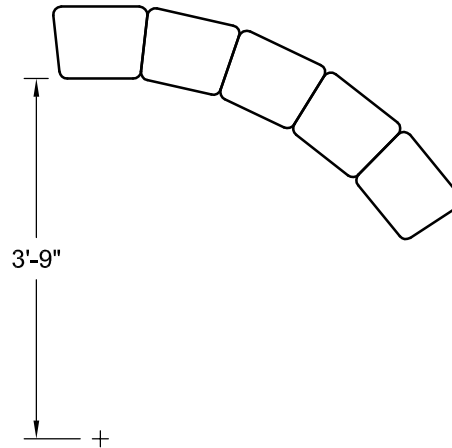


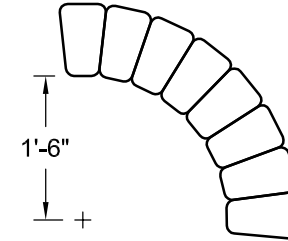
ALL LARGE UNITS = 6'-0" RADIUS



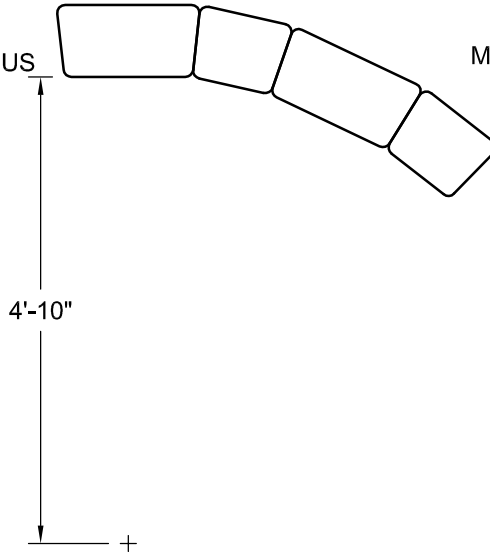
ALL MEDIUM UNITS = 3'-9" RADIUS



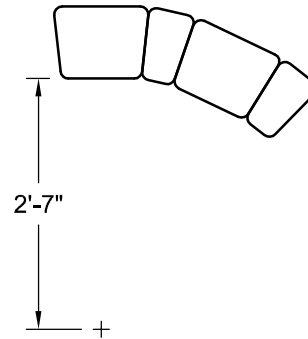
ALL SMALL UNITS = 1'-6" RADIUS



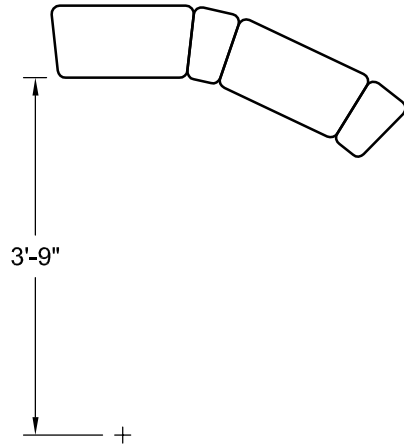
LARGE & MEDIUM UNITS = 4'-10" RADIUS



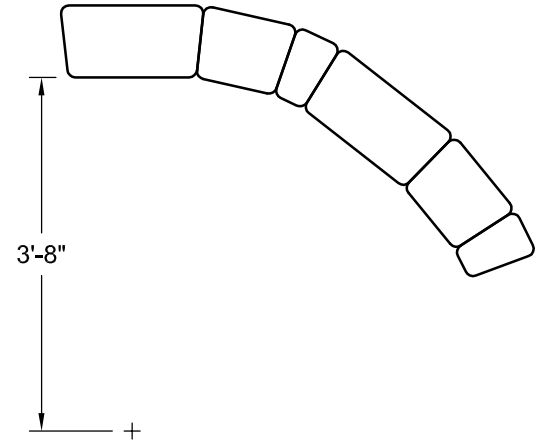
MEDIUM AND SMALL UNITS = 2'-7" RADIUS



LARGE & SMALL UNITS = 3'-9" RADIUS



ALL UNITS = 3'-8" RADIUS



© 2015 Anchor Wall Engineering, LLC
© and ™ Anchor Wall Systems, Inc.
www.anchorwall.com

This drawing is for illustrative purposes only and should not be used for construction without the signature of a registered professional engineer.

Highland Stone® Freestanding Wall System

Curve Construction

Scale:
1/2" = 1'-0"

Drawn by:
SB

Date:
10/23/2015

Drawing number:
HIFS06