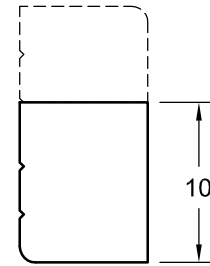
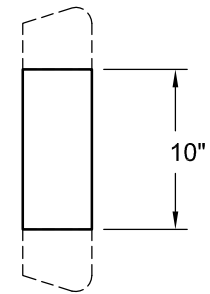


COURSE A

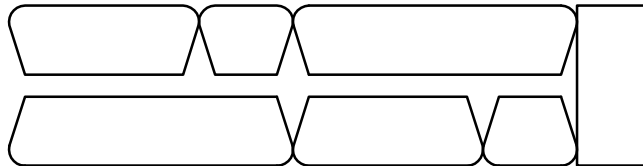


COURSE A



COURSE B

WALL END UNIT FABRICATION



COURSE B

NOTES:

1. ALTERNATE COURSES A AND B UNTIL DESIRED COLUMN HEIGHT IS REACHED.
2. WALL UNIT PATTERN MAY VARY
3. AFFIX ALL UNITS WITH CONSTRUCTION-GRADE ADHESIVE



© 2017 Anchor Wall Engineering, LLC  
 © and ™ Anchor Wall Systems, Inc.  
[www.anchorwall.com](http://www.anchorwall.com)

This drawing is for illustrative purposes only and should not be used for construction without the signature of a registered professional engineer.

Highland Stone® 2.0 Freestanding Wall System

Wall End Construction

Scale:  
1" = 1'-0"

Drawn by:  
SB

Date:  
9/28/2017

Drawing number:  
HIFS10