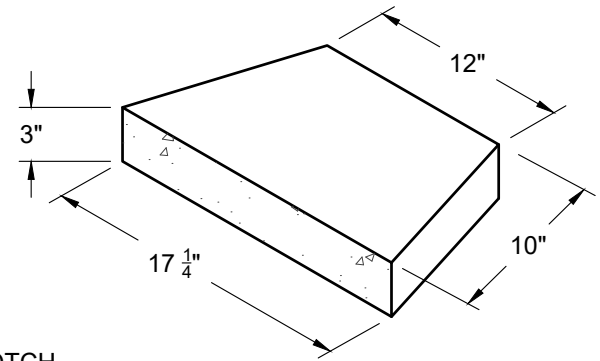
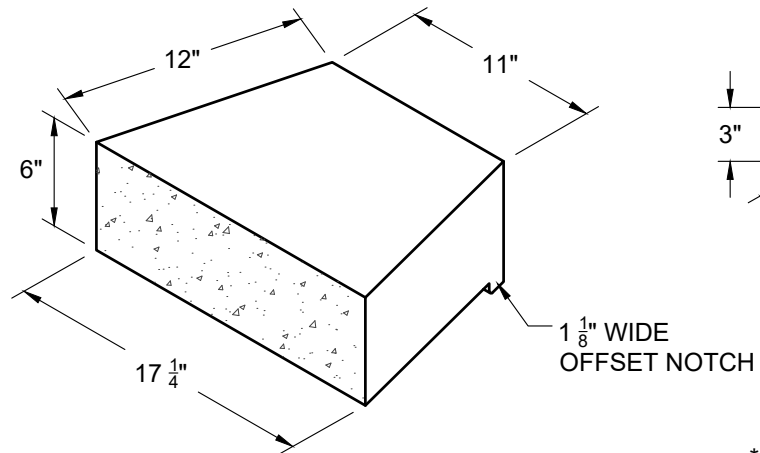
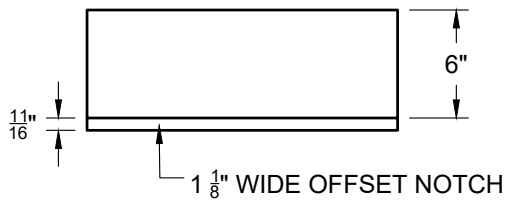


TOP VIEW

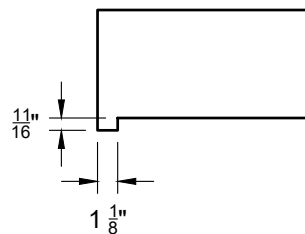


CAP UNIT*

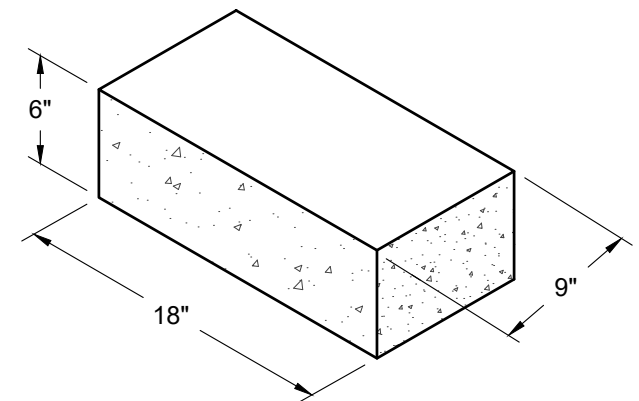
*CAP MAY VARY BY MANUFACTURER



FRONT VIEW



SIDE VIEW



CORNER UNIT



This drawing is for illustrative purposes only and should not be used for construction without the signature of a registered professional engineer.

www.anchordiamond.com

© 2026 ANCHOR Engineering, LLC®
and © 2026 ANCHOR DIAMOND Group. All rights reserved

Diamond® Retaining Wall System

INDIVIDUAL BLOCK DETAILS - STRAIGHT FACE

| | |
|----------|-----------------|
| Scale: | Drawn by: |
| N.T.S | MAH |
| Date: | Drawing number: |
| 1/2/2026 | DM34 |