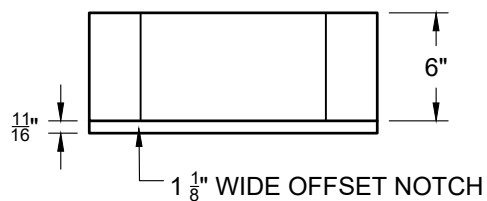
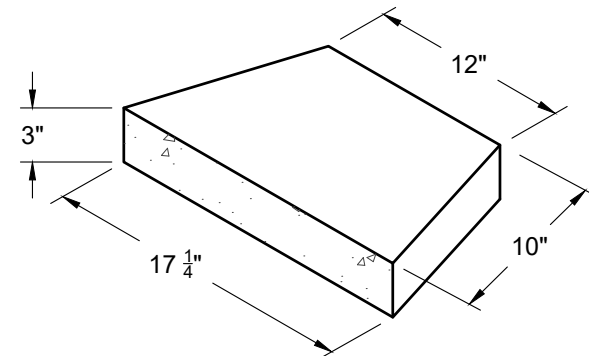
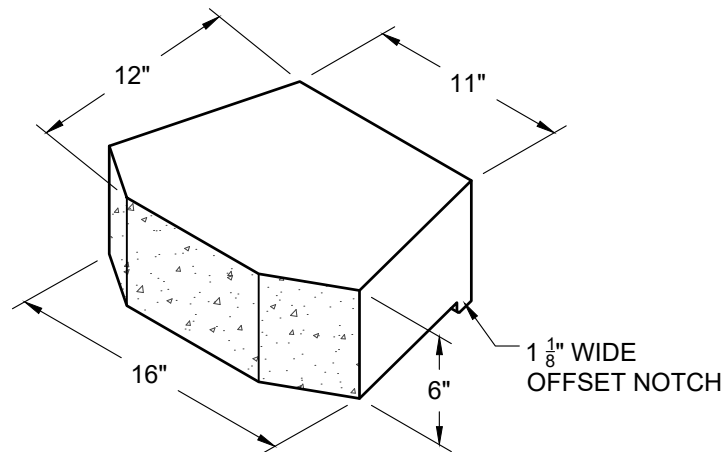


TOP VIEW

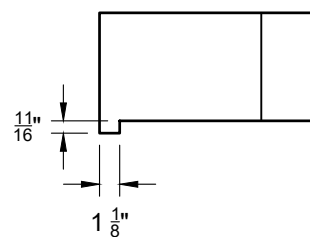


FRONT VIEW

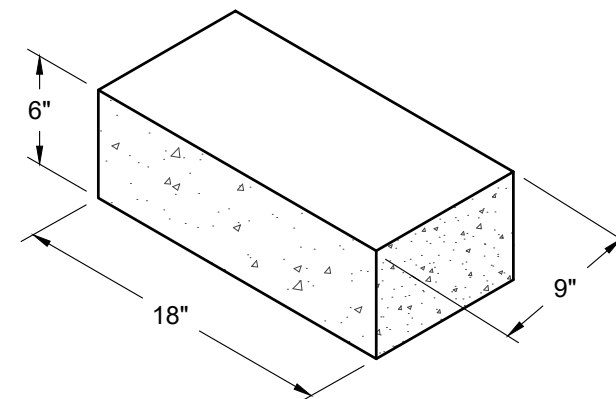


CAP UNIT*

*CAP MAY VARY BY MANUFACTURER



SIDE VIEW



CORNER UNIT



This drawing is for illustrative purposes only and should not be used for construction without the signature of a registered professional engineer.

www.anchordiamond.com

© 2026 ANCHOR Engineering, LLC®
and © 2026 ANCHOR DIAMOND Group. All rights reserved

Diamond® Retaining Wall System

INDIVIDUAL BLOCK DETAILS - BEVELED

Scale:	N.T.S	Drawn by:	MAH
Date:	1/2/2026	Drawing number:	DM33