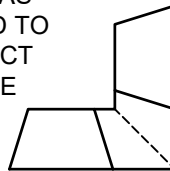
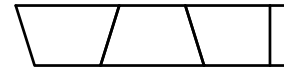


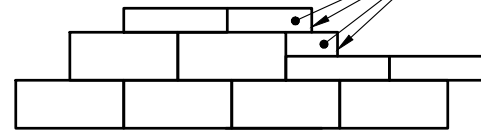
SAW CUT AS
REQUIRED TO
CONSTRUCT
90 DEGREE
MITERED
CORNER



TOP



SPLIT FACE
AND END



WALL FACE

1. ALWAYS START CAPPING WALL FROM THE LOWEST ELEVATION.
2. LAYOUT CAPS PRIOR TO USING ADHESIVE.
3. CUT CAPS TO FIT. VARIOUS COMBINATIONS OF LONG AND SHORT CAP FACES WILL BE NECESSARY FOR RADII GREATER THAN THE MINIMUM.
4. ALTERNATE SHORT AND LONG CAP FACES EVERY OTHER CAP TO ACHIEVE A STRAIGHT ROW OF CAPS.
5. USE EXTERIOR-GRADE CONSTRUCTION ADHESIVE TO SECURE CAPS.



This drawing is for illustrative purposes only and should not be used for construction without the signature of a registered professional engineer.

www.anchordiamond.com

© 2024 ANCHOR Engineering, LLC®
and © 2024 ANCHOR DIAMOND Group. All rights reserved

Diamond Pro® Air Retaining Wall System

TYPICAL CAPPING DETAILS

Scale:

NONE

Drawn by:

MAH

Date:

12/13/2024

Drawing number:

DPA01