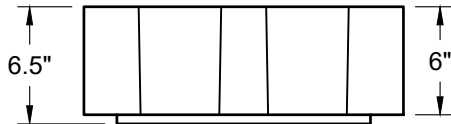
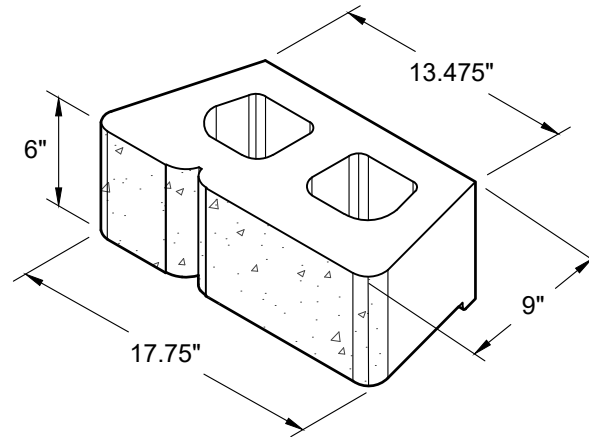
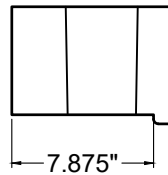


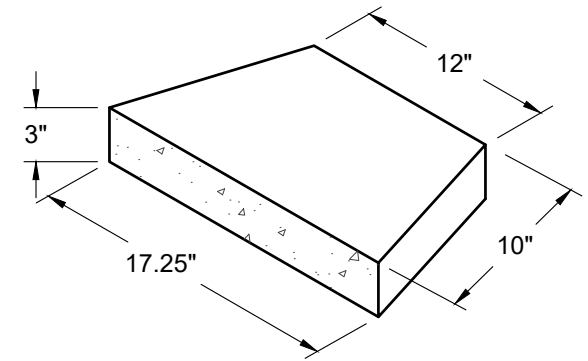
TOP VIEW



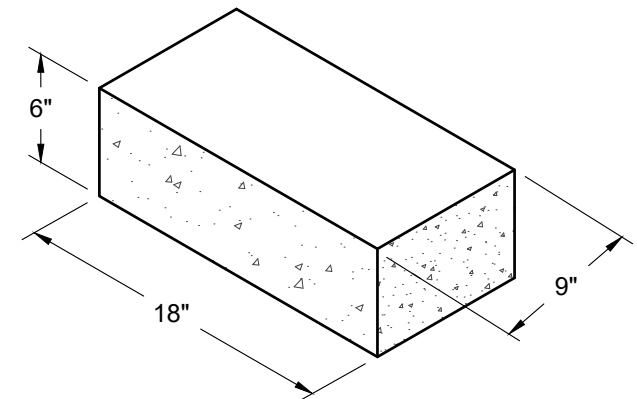
FRONT VIEW



SIDE VIEW



CAP UNIT



CORNER UNIT



This drawing is for illustrative purposes only and should not be used for construction without the signature of a registered professional engineer.

www.anchordiamond.com

© 2025 ANCHOR Engineering, LLC®
and © 2025 ANCHOR DIAMOND Group. All rights reserved

Diamond® 9D Retaining Wall System

INDIVIDUAL BLOCK DETAILS - VIRTUAL JOINT

Scale:	NONE	Drawn by:	MAH
Date:	10/29/2025	Drawing number:	D9D-36