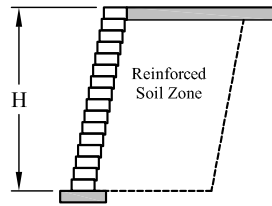


Diamond® Retaining Wall System

Estimating Chart for Geosynthetic Reinforcement

No Slopes / No Surcharges

FOR ESTIMATING PURPOSES ONLY - NOT FOR CONSTRUCTION



	CLAY & SILT SOIL	SILTY / CLAYEY SAND SOIL	CLEAN SAND & GRAVEL SOIL
H	$\phi = 26^\circ$ $\gamma = 120 \text{ pcf (19 kN/m}^3\text{)}$	$\phi = 30^\circ$ $\gamma = 120 \text{ pcf (19 kN/m}^3\text{)}$	$\phi = 34^\circ$ $\gamma = 120 \text{ pcf (19 kN/m}^3\text{)}$
2'-0" (600 mm) 4 Courses	REINFORCEMENT NOT REQUIRED	REINFORCEMENT NOT REQUIRED	REINFORCEMENT NOT REQUIRED
3'-0" (900 mm) 6 Courses	4.0 FT (1200 mm)	REINFORCEMENT NOT REQUIRED	REINFORCEMENT NOT REQUIRED
4'-0" (1200 mm) 8 Courses	4.0 FT (1200 mm) 4.0 FT (1200 mm)	4.0 FT (1200 mm) 4.0 FT (1200 mm)	REINFORCEMENT NOT REQUIRED
5'-0" (1500 mm) 10 Courses	5.0 FT (1500 mm) 4.0 FT (1200 mm)	5.0 FT (1500 mm) 4.0 FT (1200 mm)	4.0 FT (1200 mm) 4.0 FT (1200 mm)
6'-0" (1800 mm) 12 Courses	6.0 FT (1800 mm) 4.0 FT (1200 mm) 4.0 FT (1200 mm)	5.0 FT (1500 mm) 4.0 FT (1200 mm) 4.0 FT (1200 mm)	5.0 FT (1500 mm) 4.0 FT (1200 mm) 4.0 FT (1200 mm)
7'-0" (2100 mm) 14 Courses	6.0 FT (1800 mm) 5.0 FT (1500 mm) 5.0 FT (1500 mm) 5.0 FT (1500 mm)	6.0 FT (1800 mm) 5.0 FT (1500 mm) 5.0 FT (1500 mm) 5.0 FT (1500 mm)	5.0 FT (1500 mm) 5.0 FT (1500 mm) 5.0 FT (1500 mm) 5.0 FT (1500 mm)
8'-0" (2400 mm) 16 Courses	7.0 FT (2100 mm) 6.0 FT (1800 mm) 5.0 FT (1500 mm) 5.0 FT (1500 mm) 5.0 FT (1500 mm)	6.0 FT (1800 mm) 5.0 FT (1500 mm) 5.0 FT (1500 mm) 5.0 FT (1500 mm)	6.0 FT (1800 mm) 5.0 FT (1500 mm) 5.0 FT (1500 mm) 5.0 FT (1500 mm)

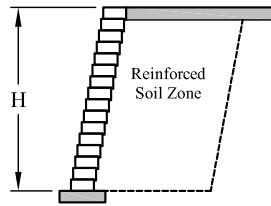
©2023 ANCHOR DIAMOND Group. All rights reserved.
AD23-006 01/23
ANCHOR DIAMOND Group
5909 Baker Rd, Suite 550
Minnetonka, MN 55345

Diamond® Retaining Wall System

Estimating Chart for Geosynthetic Reinforcement

100 PSF Surcharge

FOR ESTIMATING PURPOSES ONLY - NOT FOR CONSTRUCTION



	CLAY & SILT SOIL	SILTY / CLAYEY SAND SOIL	CLEAN SAND & GRAVEL SOIL
H	$\phi = 26^\circ$ $\gamma = 120 \text{ pcf (19 kN/m}^3\text{)}$	$\phi = 30^\circ$ $\gamma = 120 \text{ pcf (19 kN/m}^3\text{)}$	$\phi = 34^\circ$ $\gamma = 120 \text{ pcf (19 kN/m}^3\text{)}$
2'-0" (600 mm) 4 Courses	4.0 FT (1200 mm)	4.0 FT (1200 mm)	REINFORCEMENT NOT REQUIRED
3'-0" (900 mm) 6 Courses	5.0 FT (1500 mm)	4.0 FT (1200 mm)	4.0 FT (1200 mm)
4'-0" (1200 mm) 8 Courses	5.0 FT (1500 mm) 4.0 FT (1200 mm)	4.0 FT (1200 mm) 4.0 FT (1200 mm)	4.0 FT (1200 mm) 4.0 FT (1200 mm)
5'-0" (1500 mm) 10 Courses	6.0 FT (1800 mm) 4.0 FT (1200 mm) 4.0 FT (1200 mm)	5.0 FT (1500 mm) 4.0 FT (1200 mm)	4.0 FT (1200 mm) 4.0 FT (1200 mm)
6'-0" (1800 mm) 12 Courses	6.5 FT (1950 mm) 4.5 FT (1350 mm) 4.5 FT (1350 mm)	5.0 FT (1500 mm) 4.0 FT (1200 mm) 4.0 FT (1200 mm)	5.0 FT (1500 mm) 4.0 FT (1200 mm) 4.0 FT (1200 mm)
7'-0" (2100 mm) 14 Courses	7.0 FT (2100 mm) 5.0 FT (1500 mm) 5.0 FT (1500 mm) 5.0 FT (1500 mm)	6.0 FT (1800 mm) 5.0 FT (1500 mm) 5.0 FT (1500 mm) 5.0 FT (1500 mm)	6.0 FT (1800 mm) 5.0 FT (1500 mm) 5.0 FT (1500 mm) 5.0 FT (1500 mm)
8'-0" (2400 mm) 16 Courses	8.0 FT (2400 mm) 6.0 FT (1800 mm) 5.0 FT (1500 mm) 5.0 FT (1500 mm) 5.0 FT (1500 mm)	7.0 FT (2100 mm) 6.0 FT (1800 mm) 5.0 FT (1500 mm) 5.0 FT (1500 mm) 5.0 FT (1500 mm) 5.0 FT (1500 mm)	6.0 FT (1800 mm) 5.0 FT (1500 mm) 5.0 FT (1500 mm) 5.0 FT (1500 mm)

©2023 ANCHOR DIAMOND Group. All rights reserved.
AD23-006 01/23

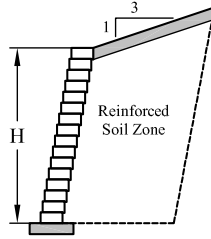
ANCHOR DIAMOND Group
5909 Baker Rd, Suite 550
Minnetonka, MN 55345

Diamond® Retaining Wall System

Estimating Chart for Geosynthetic Reinforcement

3:1 Crest Slope

FOR ESTIMATING PURPOSES ONLY - NOT FOR CONSTRUCTION



	CLAY & SILT SOIL	SILTY / CLAYEY SAND SOIL	CLEAN SAND & GRAVEL SOIL
H	$\phi = 26^\circ$ $\gamma = 120 \text{ pcf (19 kN/m}^3\text{)}$	$\phi = 30^\circ$ $\gamma = 120 \text{ pcf (19 kN/m}^3\text{)}$	$\phi = 34^\circ$ $\gamma = 120 \text{ pcf (19 kN/m}^3\text{)}$
2'-0" (600 mm) 4 Courses	4.0 FT (1200 mm)	REINFORCEMENT NOT REQUIRED	REINFORCEMENT NOT REQUIRED
3'-0" (900 mm) 6 Courses	4.0 FT (1200 mm) 4.0 FT (1200 mm)	4.0 FT (1200 mm)	REINFORCEMENT NOT REQUIRED
4'-0" (1200 mm) 8 Courses	5.0 FT (1500 mm) 4.0 FT (1200 mm) 4.0 FT (1200 mm)	5.0 FT (1500 mm) 4.0 FT (1200 mm)	4.0 FT (1200 mm) 4.0 FT (1200 mm)
5'-0" (1500 mm) 10 Courses	6.0 FT (1800 mm) 5.0 FT (1500 mm) 4.0 FT (1200 mm)	5.0 FT (1500 mm) 4.0 FT (1200 mm) 4.0 FT (1200 mm)	5.0 FT (1500 mm) 4.0 FT (1200 mm) 4.0 FT (1200 mm)
6'-0" (1800 mm) 12 Courses	7.0 FT (2100 mm) 5.0 FT (1500 mm) 5.0 FT (1500 mm) 5.0 FT (1500 mm)	6.0 FT (1800 mm) 5.0 FT (1500 mm) 4.0 FT (1200 mm) 4.0 FT (1200 mm)	6.0 FT (1800 mm) 4.0 FT (1200 mm) 4.0 FT (1200 mm)
7'-0" (2100 mm) 14 Courses	8.0 FT (2400 mm) 6.0 FT (1800 mm) 6.0 FT (1800 mm) 6.0 FT (1800 mm) 6.0 FT (1800 mm)	7.0 FT (2100 mm) 5.0 FT (1500 mm) 5.0 FT (1500 mm) 5.0 FT (1500 mm) 5.0 FT (1500 mm)	6.0 FT (1800 mm) 5.0 FT (1500 mm) 5.0 FT (1500 mm) 5.0 FT (1500 mm)
8'-0" (2400 mm) 16 Courses	9.0 FT (2700 mm) 7.0 FT (2100 mm) 7.0 FT (2100 mm) 7.0 FT (2100 mm) 7.0 FT (2100 mm) 7.0 FT (2100 mm)	8.0 FT (2400 mm) 6.0 FT (1800 mm) 5.0 FT (1500 mm) 5.0 FT (1500 mm) 5.0 FT (1500 mm)	8.0 FT (2400 mm) 6.0 FT (1800 mm) 5.0 FT (1500 mm) 5.0 FT (1500 mm) 5.0 FT (1500 mm)

©2023 ANCHOR DIAMOND Group. All rights reserved.
AD23-006 01/23
ANCHOR DIAMOND Group
5909 Baker Rd, Suite 550
Minnetonka, MN 55345