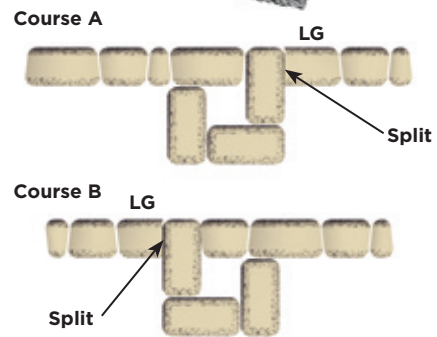



Columns

MULTIPIECE SYSTEM INSTALLATION GUIDELINES

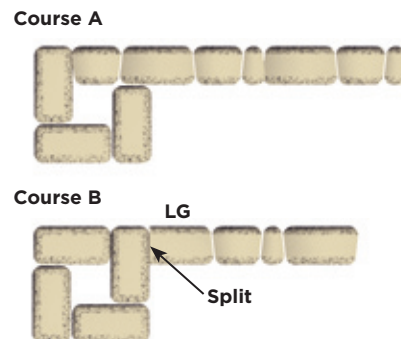
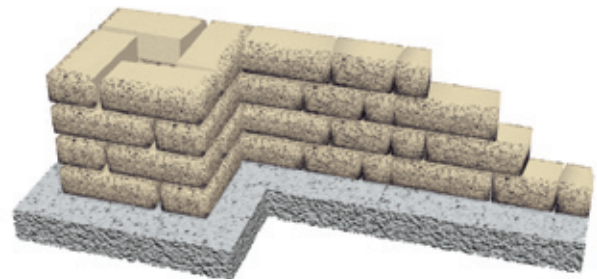
COLUMN IN RUNNING WALL

Columns add stability and elegance to a wall. They are located on one side of a wall. To build a column, stack column units in a rotating pattern for each course. Cut wall units as indicated. Glue each course of units in the column with a concrete adhesive.



COLUMN AT END OF WALL-OFFSET

To build a column at the end of a wall, stack three column units as shown for the base course. For the next courses, use column units, stacking in a rotating pattern. Glue each course of units in the column with concrete adhesive.



© 2012 Anchor Wall Systems, Inc. Anchor™ retaining wall systems are manufactured under license from Anchor Wall Systems, Inc. (AWS). The "Anchor Build Something Beautiful" logo is a trademark of AWS. The wall system blocks are covered by the AWS Limited Warranty. For a complete copy, visit your local dealer or see anchorwall.com. All rights reserved.

Anchor Wall Systems, Inc., 5959 Baker Road, Suite 390, Minnetonka, MN 55345.
A&B0925 72.3338.2 02/12 4023