




PROJECT INSTRUCTIONS

BASE COURSE

- Excavate an area 39 inches square to a minimum depth of 9 inches.
- Compact base gravel in 2- to 3-inch lifts to ensure proper compaction to a total depth of 6 inches.




- Level the first column unit front to back and side to side, keeping the unit six inches from edge of excavated area. Make sure both textured sides are facing out.




- Level the remaining three units that make up the base course in the same manner.

COLUMN COURSES

- Place glue dots three to six inches apart on top of the base course blocks.



- Set the first unit of the second course maintaining a staggered bond, and align the corners for the best look. Complete the course with three more units.
- Repeat course construction until you reach the desired height.



FINISH WITH CAP

- Complete the column with a column cap that is at least three inches wider than the column. Glue in place.

