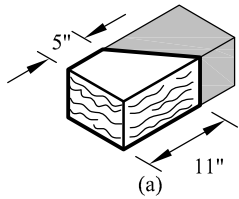
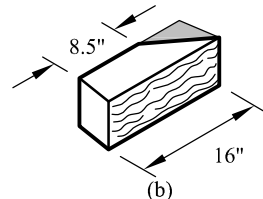


### MODIFIED UNITS

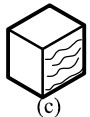


COLUMN / CORNER UNIT

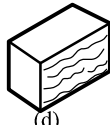


6"X16" UNIT

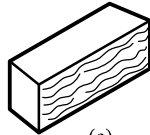
### UNMODIFIED UNITS



6"X6" UNIT



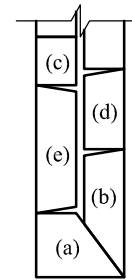
6"X10" UNIT



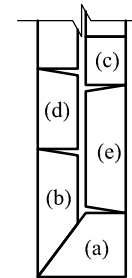
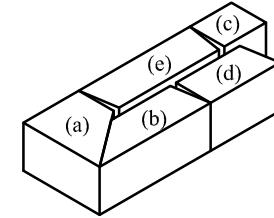
6"X16" UNIT

NOTES:

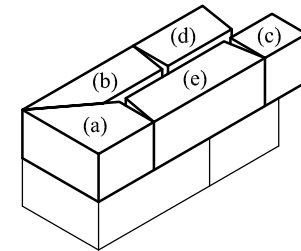
1. REPEAT COURSES A AND B UNTIL FULL HEIGHT OF WALL HAS BEEN REACHED.
2. AFFIX ALL UNITS WITH CONSTRUCTION-GRADE ADHESIVE.
3. CAPS NOT SHOWN FOR CLARITY.
4. CONSTRUCT BASE USING BASE BLOCKS.



COURSE A



COURSE B



Anchor Wall Systems, Inc.  
5959 Baker Road, Suite 390  
Minnetonka, MN 55345

© 2013 Anchor Wall Systems, Inc.  
® and ™ Anchor Wall Systems, Inc.

Drawn By:	SB
Date:	11/26/2013
Scale:	1/2" = 1'-0"

Drawing Title:  
**Brisa® 6" and Brisa® Random Freestanding Wall Systems  
End of Wall Without Column -- Mitered Unit**

Typical Details For  
Segmental Freestanding Walls