











# BRISA<sup>®</sup>

## FREESTANDING WALL

THE ELEGANT NATURAL STONE LOOK PROVIDES REMARKABLE VERSATILITY FOR OUTDOOR PROJECTS

### SHAPES & SIZES

	Dimensions* H x W x D (in)	Weight* (lbs)	Coverage (sqft)
<b>LARGE WALL UNIT</b>			
	6 x 16 x 5	28	0.67
<b>MEDIUM WALL UNIT</b>			
	6 x 10 x 5	19	0.42
<b>SMALL WALL UNIT</b>			
	6 x 6 x 5	11	0.25
<b>CORNER/COLUMN</b>			
	6 x 16 <sup>3</sup> / <sub>4</sub> x 8	57	
<b>WALL END</b>			
	6 x 8 x 11	36	
<b>CAP END</b>			
	3 x 8 x 13 <sup>1</sup> / <sub>2</sub>	21	0.67
<b>DOUBLE SIDED CAP</b>			
	3 x 8 <sup>7</sup> / <sub>7</sub> x 13 <sup>1</sup> / <sub>2</sub>	22	0.63
<b>TORPEDO™ BASE BLOCK</b>			
	4 x 15 <sup>3</sup> / <sub>4</sub> x 11	47	1.31



### FEATURES & BENEFITS

- Can be used to build walls up to 3 feet high, including buried course, but excluding the cap.
- Minimum radius using all three units: 4 feet.\*

\*May vary depending on the installation pattern.

